

PLAQUES & SIGNS

Order Form

REF. #/ PROJECT NAME: _____

Bill to _____

Street _____

City _____ St _____ Zip _____

Phone _____

Fax _____

Email _____

Ship to _____

Street _____

City _____ St _____ Zip _____

Phone _____

Fax _____

Email _____

SEND ORDERS TO:


Berntsen
Marking the Infrastructure of the World.™

surveymark@berntsen.com


Fax: 800-249-9794

1. Select a material & finish

BRONZE



Oxide




Full color



Half color


ALUMINUM



Bronze tone




Silver tone



Full color

SimuMetal Polystyrene



Full color

2. Select size & shape

_____ "W x _____ "H

Rectangle


Custom shape

Circle


(please attach a drawing)

3. Select options


BORDER



Single



Bevel



None

FONT & TEXT

OPTIMA
Optima

HELVETICA
Helvetica


DUTCH ROMAN
Dutch Roman

MONOTYPE
Monotype


To ensure correct spelling on your proof, please attach a Word document with your text

4. Select background

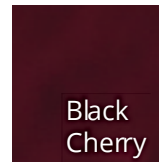
COLOR



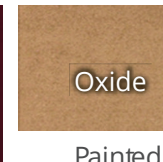
Brown



Black



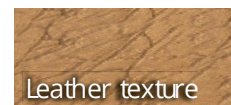
Black Cherry




Oxide

Painted

TEXTURE



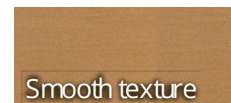
Leather texture



Pebble texture

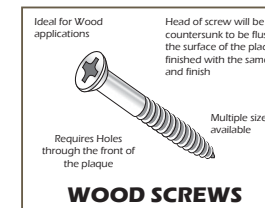
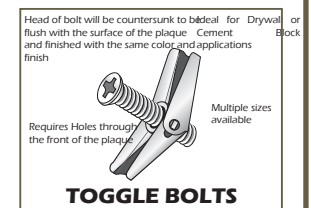
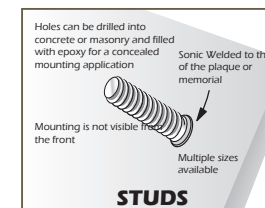
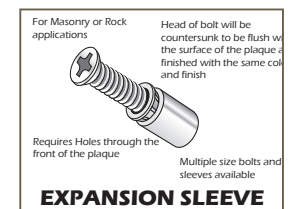
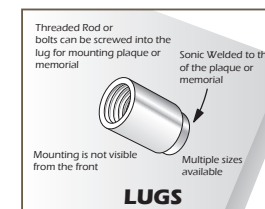


Stucco texture



Smooth texture

5. Select mounting hardware



Other mounting

None

6. Upload materials & submit form

If your design includes any text, please include it in a Word document. Email the document plus any photos to be included along with this completed form to **surveymark@berntsen.com**.